



# “MOHAIR LEECH”

With Angora Goat Hair

By  
Dell Clark

## March 2007 Fly of the Month

### MATERIALS

- HOOK:** 2 xl, 14—8, ie. Tiemco 200R
- THREAD:** 6/0, 8/0, Olive or color to match body
- TAG:** Fluorescent orange marabou and red flashabou
- TAIL:** Olive Marabou
- FLASH:** Pearlescent Flashabou or crystal hair
- BODY:** Angora Goat (12 colors mixed together)
- HEAD:** Peacock herl (two).

**This leech pattern** came to my attention at the Eureka Fly Shop where they told me it was effective for sea run cutthroat in the lagoons along the beach in Humboldt County. I made a few modifications that seem to work for me. It has been effective in lakes for trout and small mouth bass.

Angora Goat (AG) is a good substitute for mohair. It comes in 25 colors I know of, and is very inexpensive. It comes in single packets or in pre-loaded plastic boxes with 12 colors. This fly imitates leeches, damsels, probably minnows, and who knows what else.

### Tying Instructions




Photo 1  
Mohair Leech

1. Tie in a short tag (1/4 inch) of fluorescent orange marabou and about four strands of red flashabou. (Photo 1 at left)




Photo 3  
Mohair Leech

2. Tie in olive marabou tail, length equal to hook shank; add two lengths of pearlescent flashabou, one on each side, length same as tail. (Photo 2 at right)



Photo 2  
Mohair Leech

3. Form dubbing loop with AG. (Photo 3 at left)

4.0 Wrap AG forward, stopping about 3/8 inch of eye. Body should be sparse. (Photo 4 at right)



Photo 4  
Mohair Leech




Photo 5  
Mohair Leech

5. Tease out AG. I use Velcro glued onto a 1/4 inch dowel. (Photo 5 at left)

6. Add one strand of pearlescent flashabou on each side extending to start of tail.. (Photo 6 at left)




Photo 6  
Mohair Leech

7. Form dubbing loop with two strands of peacock herl, wrap tight head. Whip finish and cement. (Completed Mohair Leech shown below)

Notes: This pattern can be made with single colors or mixtures of various colors of AG. Using a combination of colors seems to come out appearing somewhat olive. I think the multicolor adds depth and simulates motion. When tying a number of flies at once, the AG can be mixed in a small coffee grinder. With a fly or two, mix by hand. The fly can be weighted if desired. I usually fish this fly with a sinking line.



MOHAIR LEECH